

TRANSDUCERIZED TORQUE & ANGLE CONTROL SYSTEM

SGT-CS Series Inline Transducer Screwdriver

Specifications										
Model	SGT-CS301	SGT-CS302F	SGT-CS303	SGT-CS503	SGT-CS505	SGT-CS507	SGT-CS712	SGT-CS718	SGT-CS725	
Input Voltage	DC40V									
Torque	Nm	0.1-1.0	0.3-2.4	0.4-3.0	0.4-3.0	0.6-5.0	0.9-7.0	1.5-12	2.2-18	3.1-25
	in-lbs	0.9-8.8	2.7-21.2	3.4-26.6	3.4-26.5	5.6-44.3	7.8-62.0	13.3-106.2	19.9-159.3	27.7-221.2
Max Speed/Min Speed (RPM)	980/60	2000/140	980/60	1600/60	1100/60	660/60	800/40	550/30	350/20	
Power Consumption	90W									
Weight	646g (1.4 lbs)	718 (1.6 lbs)			900g (2.0 lbs)			1460g (3.2 lbs)	1475g (3.2 lbs)	
Length	290 mm (11.40")				307 mm (12.08 in)			337 mm (13.3 in)		348 mm (13.7 in)
ESD Safe	Yes									
Start Type	Lever	Push and/or Lever					Lever			
Power Controller	KL-GTCS									
Bit Type	1/4" Hex						1/4" Hex (3/8" Square Special Order)			



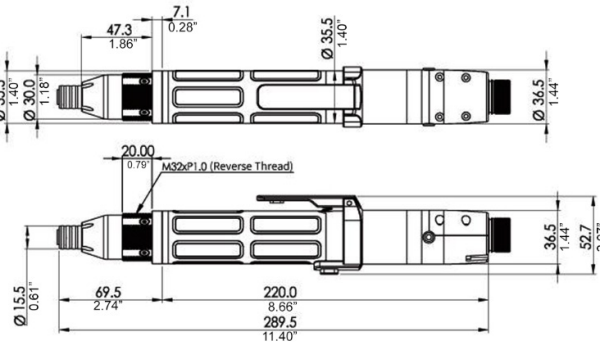
Indicator light provides visual feedback to the operator

Removable trigger for fixtured applications

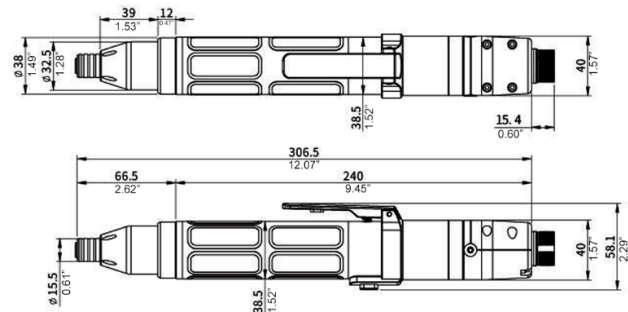
Soft rubberized grip for superior ergonomics

Precise Torque Transducer & Angle Encoder

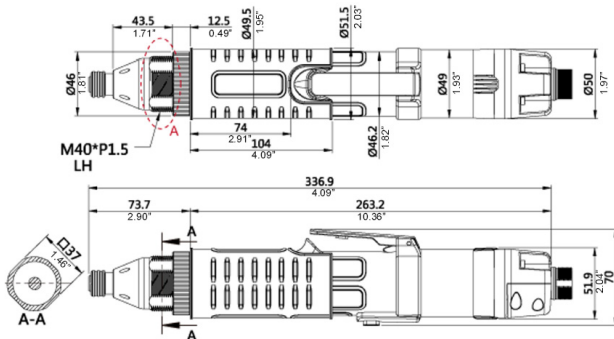
SGT-CS301/302F/303



SGT-CS503/505/507



SGT-CS712/718



SGT-CS725

